



A project of the National Resource and Technical Assistance Center for Improving Law Enforcement Investigations

GunStat Toolkit

A Data-Driven Strategy to Address Violent Crime



This project was supported by cooperative agreement number 2020-DG-BX-K001 awarded by the Bureau of Justice Assistance. The Bureau of Justice Assistance is a component of the Department of Justice's Office of Justice Programs, which also includes the Bureau of Justice Statistics, the National Institute of Justice, the Office of Juvenile Justice and Delinquency Prevention, the Office for Victims of Crime, and the Office of Sex Offender Sentencing, Monitoring, Apprehending, Registering, and Tracking. Points of view or opinions in this document are those of the author and do not necessarily represent the official position or policies of the U.S. Department of Justice.

Table of Contents

WHAT IS GUNSTAT?	4
HISTORY OF GUNSTAT	4
CORE ELEMENTS	4
GUNSTAT COORDINATOR.....	5
TYPICAL AGENCIES TO INCLUDE IN GUNSTAT	6
THE GUNSTAT PROCESS	7
DATA GATHERING AND ANALYSIS.....	8
PREPARATION AND DISTRIBUTION OF THE GUNSTAT AGENDA	12
THE GUNSTAT MEETING	13
POST-MEETING ACTION ITEMS.....	14
USING GUNSTAT WITH CRIME GUN INTELLIGENCE CENTERS	14
DEVELOPING GUNSTAT BENCHMARKS	16
EXAMPLES OF GUNSTAT BENCHMARKS.....	16
BUILDING A SUCCESSFUL GUNSTAT MODEL	17
ADDITIONAL RESOURCES	18
ENDNOTES	19
APPENDIX A: AUTHOR BIOGRAPHY	20
APPENDIX B: AGENCY GUIDE FOR GUNSTAT MEETING INVITES	21
APPENDIX C: GUNSTAT ARREST SYNOPSIS	22
APPENDIX D: GUNSTAT MEETING: SAMPLE AGENDA	24
APPENDIX E: GUNSTAT SAMPLE BENCHMARKS	25
APPENDIX F: CHECKLIST FOR BUILDING A SUCCESSFUL GUNSTAT PROCESS	32
APPENDIX G: GUNSTAT TRACKER	33

What is GunStat?

Research has demonstrated that a small number of offenders account for a disproportionate percentage of violent crimes, and these chronic offenders often share similar high-risk behaviors—including the possession and use of illegal firearms.¹ However, despite their small number, these offenders often perpetuate cycles of violence that leave a path of fear and devastation in communities. Strategies that identify and disrupt gun offenders have proven to be effective in reducing violence.

GunStat is a data-driven management strategy that focuses on reducing violent crime through the targeted identification, prosecution, and post-conviction monitoring of gun offenders. The strategy involves collaboration among law enforcement, prosecutors, federal law enforcement agencies, and other criminal justice stakeholders to systematically track gun cases and gun offenders through the criminal justice system. The process uses collective benchmarks that promote communication and data sharing across agencies to help address and prevent patterns of violent crime.

History of GunStat

The GunStat model was developed in Baltimore, Maryland, in the mid-2000s as part of the city's efforts to address and prevent street violence. At that time, Baltimore was experiencing a surge in violent gun crime, and information on offenders was isolated within specific criminal justice agencies. This resulted in strategies to prevent and disrupt gun violence becoming fragmented. In response, the Mayor's Office of Criminal Justice began facilitating a bi-weekly interagency meeting called GunStat, which used data to identify and track violent gun offenders. The model promoted structured collaboration, communication, and data sharing across agencies. Through the implementation of the GunStat model, Baltimore experienced substantial decreases in violent crime while also observing an overall reduction in both arrest rates and declinations to prosecute in gun-related cases.

Core Elements

Since its inception, GunStat has become a best practice model for collaborative approaches to addressing violent crime. It has been replicated in several cities, some of which include Detroit, Chicago, Philadelphia, Washington, D.C., and Wilmington, Delaware. While there have been variations in how the GunStat model has been applied, three core elements are implemented consistently:

- **The identification, targeted prosecution, and post-conviction monitoring of prolific gun offenders.**
- **Data and intelligence sharing across GunStat agencies.**
- **Recurring and regularly scheduled collaborative GunStat meetings to discuss and analyze data on gun offenders and gun cases.**

Through the implementation of these core elements, the GunStat model can promote enhanced communication and collaboration between criminal justice agencies to systematically address and prevent violent crime.

A key component of the GunStat model is the collective agreement to share information and intelligence across agencies. In most jurisdictions, critical data on gun offenders and gun cases is compartmentalized and segmented within different agencies. Technology limitations and the pressures of local politics often create obstacles and challenges to sharing information between criminal justice partners. The GunStat model provides a process for sharing data systematically, discussing challenges collaboratively, and leveraging existing resources to disrupt gun offenders. The process involves readily collecting and distributing data between agencies, analyzing trends in gun cases, and regularly meeting to review cases and discuss challenges.

GunStat Coordinator

Jurisdictions interested in implementing the GunStat model should consider identifying a coordinator to oversee the process. The GunStat coordinator plays a vital role by working across all criminal justice agencies to streamline the flow of information while also managing GunStat agendas, meetings, and post-meeting action items. Several cities have found that the process is more effective when the GunStat coordinator is positioned in a neutral agency. A neutral GunStat coordinator can help provide a more impartial review of the data and may also alleviate inter-agency tensions that traditionally exist between criminal justice agencies.

In Washington, D.C., the GunStat model is used to identify and monitor the justice system involvement of individuals at high risk of engaging in gun violence.² The process is managed and facilitated by the Criminal Justice Coordinating Council (CJCC). The CJCC also uses an independent researcher to help analyze information and data. In Baltimore and Chicago, GunStat is coordinated by a director-level position within the mayor's office.

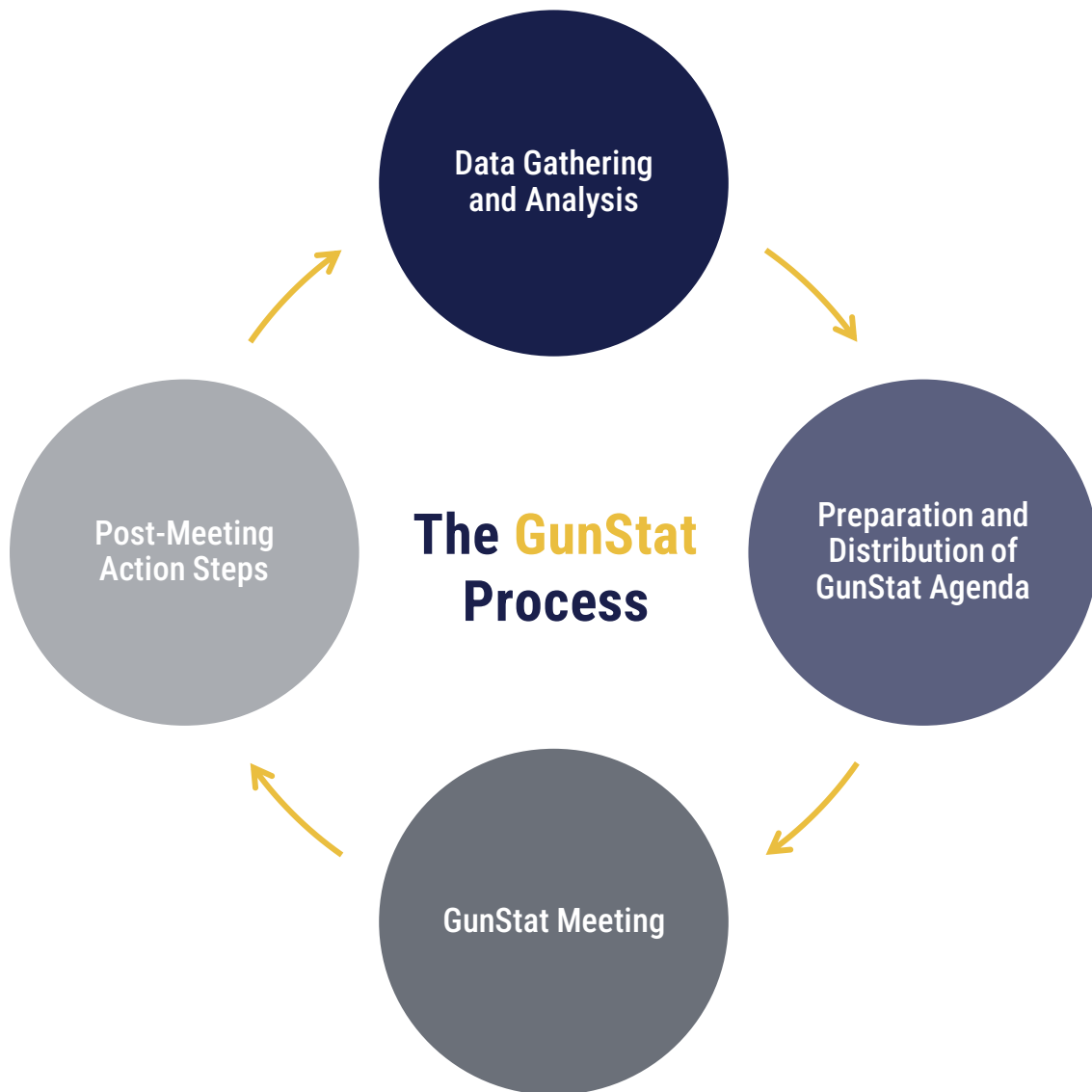
Typical Agencies to Include in GunStat

Agency Type	Recommended Agencies
Government	<ul style="list-style-type: none"> • Governor’s Office: Agency or department focused on criminal justice policy • Mayor’s Office: Agency or department focused on criminal justice policy
Law Enforcement	<ul style="list-style-type: none"> • City/County Police Department or Sheriff’s Office • State Police • Bureau of Alcohol, Tobacco, Firearms and Explosives (ATF) • Representatives from Federal Task Force Teams
Prosecution	<ul style="list-style-type: none"> • Local Prosecutor’s Office • United States Attorney’s Office
Community Service Agencies	<ul style="list-style-type: none"> • Juvenile Services • Parole and Probation • Pretrial Services • Victim Advocates
Other	<ul style="list-style-type: none"> • Local Research Partner • Health Department • Community Prevention and Intervention Programs

The GunStat Process

The GunStat model provides a process for sharing data systematically, discussing challenges collaboratively, and leveraging existing resources to disrupt gun offenders. The process involves readily collecting and distributing data between agencies, analyzing trends in gun cases, and regularly meeting to review cases and discuss challenges.

Figure 1: The GunStat Process



Data Gathering and Analysis

The GunStat process begins with the gathering and analysis of gun-related data. Many jurisdictions initiate this process by monitoring daily gun arrests. These gun arrests are methodically screened for federal prosecution and evaluated by trained crime analysts to identify patterns, trends, and anomalies within gun cases. The analysts use cross-agency data to examine the offender's criminal history, National Integrated Ballistic Network (NIBIN) patterns, and conditions of bail, probation, and parole.

In Baltimore, a small group of federal task force officers examined daily gun arrests to determine if the offender was eligible for federal prosecution. The task force team then worked with the assigned federal and local prosecutors to determine the most appropriate venue for prosecution. While this process was occurring, analysts in the Mayor's Office of Criminal Justice began tracking the case, compiling data, and examining trends across cases and offenders. A shared database was created to centralize intelligence and track gun cases. It was made accessible to all the participating GunStat agencies.

GunStat Toolkit

Figure 2: Example of Baltimore's shared database used to centralize intelligence and track gun cases

The screenshot displays a search interface for the GunStat Toolkit. At the top, there is a yellow header bar with a "Search" button. Below this, the interface is divided into several sections for filtering search results:

- Personal Information:** Includes fields for ID, SID #, Last Name, First Name, and DOB. There are also fields for Age, Zip Code, and a "Batch/Hand Entered Case" section with radio buttons for "No", "Yes", and "Both". A checkbox for "Include Reverse Waiver and Expunged" is also present.
- Charges:** Features a "Gun Charge" dropdown menu, "Arrest Date" range selection, "Released Date" range selection, and "Released On Bail" radio buttons. It also includes "Bail Set by Court Comm." and "Bail Review by Judge" dropdowns.
- Parole/Probation:** A section with checkboxes for "N/A", "Probation", "Parole", "Mandatory Release", and "PBJ".
- State Attorney's Office:** Contains "Next Court Date" and "Date of Final Disposition" range selection. It lists various case disposition options: Guilty, Not Guilty, PBJ, Not Pros, STET, Acquitted, Dismissed, Reverse Waiver, and NCR. It also includes fields for "Sentence (in months)", "Suspended (in months)", and "Probation".
- Case Tracking:** Includes fields for "District Court Case #", "Circuit Court Case #", "State Tracking #", "Judge", and "ASA Currently Assigned".

In Wilmington, Delaware, an experienced crime analyst within the police department completes a comprehensive review using cross-agency data and creates an information synopsis on every gun arrest. This report is then forwarded to designated individuals within all of the GunStat agencies, and the case is tracked on a detailed spreadsheet. GunStat agencies use this information to quickly triage and prioritize actions on specific cases and offenders.

Figure 3: Example of an information synopsis of a gun arrest prepared by a Wilmington analyst and distributed to all GunStat agencies


Date: FR.07/14/23 2000	Location: 799 W. 11 th St.	District: 16	Arresting Unit: Safe Streets	Case #: 30-23-6666
Weapon: S&W SD40VE.40	Serial #: [REDACTED]	29Status: Negative	NIBIN: No	Trace: purchased 10/02/00 by [REDACTED] @ Millers Gun Center (New Castle, DE)
<p>Case Summary: On Friday July 14th at approximately 2000 hours, members of Safe Streets were on proactive patrol in the West Center City area when they observed John Doe 01/01/1998 riding an electric bike westbound on a sidewalk in the 700 block of Wilson St. Officers activated the police vehicle's emergency lights and siren in attempt to stop John Doe, however, he fled from officers on the electric bike. Officers pursued Doe to 5th and Harris Streets where he began to manipulate a fanny pack style bag that was draped over his chest. Fearing he was attempting to produce a firearm, an officer deployed his CEW, causing Doe to drop the bag and fall to the ground. Doe was taken into custody without further incident. Officers quickly recovered the bag and found it to contain a <i>Smith & Wesson .40 caliber handgun</i> as well as 62.3 grams of marijuana. Doe was transported to Wilmington Hospital where he was treated. Doe was transported to Central where he was booked on the firearm charges. Doe was on level 3 probation and a GVI candidate at the time of this arrest. A probation administrative warrant was completed regarding this arrest. It should be noted that Doe was the victim of a shooting one month prior on the east side of the city. Additionally, Doe is known to be a member of "Team A" (MGS).</p>				
<p>Name: John Doe SBI: 00555555 DOB: 01/01/1998 Age: 24 Address: [REDACTED]</p> <p>Gang Affiliation: MGS / Team A Probation: Level 3 Person Prohibited: Yes Employment: Unknown WPD Shooting Victim: 2021 x2, 2022, 2023</p>				
<p>Offender History: 5 prior Gun Arrests 28 prior Felony Arrests → 3 pending → 6 Convictions 25 prior Misd Arrests → 6 Convictions</p>		<p>Charges: PFBPP x3, CCDW, Possess MJ, Resisting Arrest Bail: \$45,201 secured DOC Status: Detention Hold - HRYCI Prelim Hearing: 07/24/23 Grand Jury True Bill: 02/12/24</p>		
<p>Felony Arrest History / Convictions:</p> <p>11/16/2014 (WPD): PFBPP (Juvenile) / Possession MJ / Criminal Impersonation → pled to CCDW (Juvenile Found Delinquent) – Sentence: Snowden Cottage 12 weeks <i>-pedestrian stop 899 Harris St; found to be in possession of marijuana; search of cellphone revealed a picture of the defendant holding a firearm; consent was given to search his bedroom where officers found (2) live rounds of .380 ammo **NO WEAPON RECOVERED**</i></p> <p>08/25/2015 (WPD): PFBPP x2 / CCDW x2 / Conspiracy 2nd – Nolle Prosequi <i>-E 11th & N Wilson St; MV stop; two firearms recovered; Beretta .22 & Ruger LCP .380</i></p> <p>01/01/2016 (WPD): PFBPP x2 / CCDW / Resisting Arrest → pled to (1 count) PFBPP (Juvenile Found Delinquent) – Sentence: 6 months Ferris <i>-1999 N Right St for Shot Spotter alert; John Doe was on scene, fled from officers and was observed discarding a HiPoint .40</i></p> <p>02/03/2017 (New Castle City PD): RSP Over \$1500 – Sentence: 2 years suspended to 6 months partial confinement</p> <p>04/05/2018 (Plummer Center): Escape After Conviction – Sentence: 2 years suspended after serving 4 months</p> <p>08/25/2018 (WPD): PFBPP x2 / CCDW / Receiving Stolen Firearm – Nolle Prosequi (Without Prejudice) <i>-599 Pines St MV stop; Ruger LCP .380 located in the vehicle; firearm reported stolen out of North Carolina</i></p> <p>09/10/2020 (WPD): PFBPP x2 / CCDW / Possess MJ / Resisting Arrest → pled to CCDW – Sentence: 8 years suspended after serving 6 months <i>-699 Left St pedestrian stop on wanted subject; Doe fled on foot and discarded a Rock Island Armory .45 handgun; Doe also found to be in possession of 29.53 grams of marijuana</i></p> <p>07/14/2022 (NCCPD): PWID x2 / Possess CS / Conspiracy 2nd → pled to (1 count) PWID – Sentence: 8 years suspended to 1 year probation <i>-crack cocaine, heroin and marijuana drug investigation</i></p> <p>01/24/2023 (WPD arrest 05/08/23): Burglary 1st / Assault 2nd / Conspiracy 2nd / OT / Criminal Mischief Under – pending <i>-domestic related</i></p>				

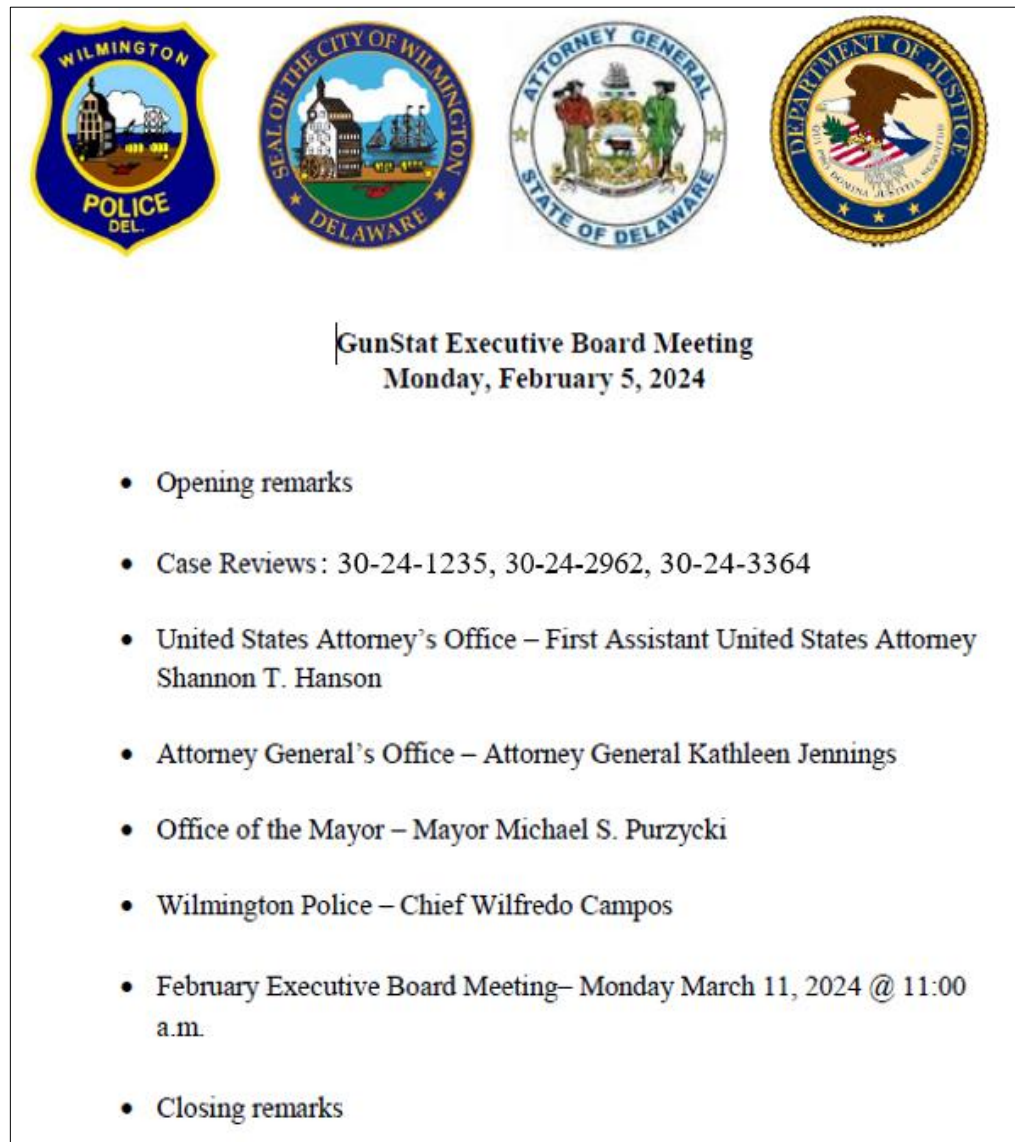
Figure 4: Example of portions of the GunStat spreadsheet used in Wilmington to track all gun arrests

WPD Case Number	Date of Arrest	Time	Age	Arrest Location	City	District	Arresting Unit	Recovered Gun	Primary Charge	Probation	Initial Bail Status	Gang Association	Current DOC Status (updated 01/10/24)
30-24-71	1/1/2024	0744	47	525 W 7th St	Wilmington	16	D Platoon	Taurus 38 Revolver # IX86356	PFDCF, PFBPP, Robbery 2nd, Agg Men	No	\$96,100 cash	No	Detentioner Hold
30-24-542	1/2/2024	2153	36	2207 Pyle St	Wilmington	19	A Platoon	Ruger 9mm #326075818, S&W Sterling LR .22 #A19757	PFDCF, PFBPP v4, Agg Men	No	\$16,000 cash	No	Detentioner Hold
30-24-624	1/3/2024	800	37	1401 Maryland Ave	Wilmington	17	C Platoon		CCDW	No	\$3,000 unsecured	No	L1 Probation, PO Andy Shar
30-24-732	1/3/2024	1540	39	19 Central Ave	NCC	NCC	OSS	Mossburg Shotgun	PFBPP	Level 2	\$15,000 cash	No	Detentioner Hold
30-24-1234	1/5/2024	1230	31	2615 N Pine St	Wilmington	13	DDCV	Glock 19 #BGUR160; Springfield 45	PFDCF, PwID x3, PFBPP x6, Stolen Firearm	No	\$74,000 cash	No	Detentioner Hold
30-24-2666	1/10/2024	1953	28	399 East 8th St	Wilmington	11	OSS	Springfield 9mm (#S4323938)	PFBPP x3, CCDW	No	\$43,500 cash	No	Detentioner Hold
30-24-2557	1/10/2024	1324	47	499 N Monroe St	Wilmington	16	DDCV	Stoger 9mm #T6429-214814	PFBPP x2, CCDW, PwID x2, Resisting	No	\$141,001 cash	No	Detentioner Hold
30-24-2982	1/11/2024	2206	29	499 N Franklin St	Wilmington	18	OSS	Glock 43 9mm # BSSB219	PFBPP x2, CCDW, PwID x2	No	\$64,350 cash	No	Detentioner Hold
30-24-2982	1/11/2024	2206	43	499 N Franklin St	Wilmington	18	OSS	Glock 43 9mm # BSSB219	PFBPP x3, PwID x2, Poss Tier 1, Consp 2nd,	No	\$74,103 cash	No	Detentioner Hold
30-24-3964	1/16/2024	1053	17	3100 N Van Buren	Wilmington	14	CGIC	Polymer 80 9mm with Glock Auto-Sear,	PFBPP, PFABPP, CCDW, Destructive	No	\$26,000 cash	Northpak	NCCDC
30-24-3964	1/16/2024	1053	42	3100 N Van Buren	Wilmington	14	CGIC	Polymer 80 9mm with Glock Auto-Sear,	PFBPP, CCDW	No	\$22,000 cash	No	Released No Supervision
30-24-3964 / 4455	1/18/2024	1503	18	4100 N Tatnall St	Wilmington	14	CGIC	Glock 19 9mm with Glock Auto-Sear	PFBPP x3, PwID x2, Poss Destructive weapon	No	\$26,000 cash	Northpak	Detentioner Hold
30-24-5664	01/23/2024	2153	16	300 N Scott St	Wilmington	17	B Platoon	5.56 Rifle	PFBPP, Disregarding, Resist	Juvenile	\$13,000 cash	Carjacking	NCCDC
30-24-5339	1/22/2024	1505	50	419 S Harrison St	Wilmington	17	C Platoon	Glock 17 9mm (#B22P636)	PFDCF, Agg Menacing x4	No	\$40,000 cash	No	L2 Probation, PO Shannon
30-24-6192	1/25/2024	2136	25	699 N Monroe St	Wilmington	16	OSS	S&W SD 9mm #FDT3935	PFBPP x2, CCDW, Resisting	No	\$40,500 cash	No	Detentioner Hold
30-24-6063 / 4325	1/25/2024	1100	15	1106 W 3rd St	Wilmington	17	CID	Luger P38 9mm	PFBPP, Tampering / Reckless, PFBPP,	No	\$10,000 cash	Edgemoor / Team B	NCCDC
30-24-6063 / 4325	1/25/2024	1100	19	1106 W 3rd St	Wilmington	17	CID	Luger P38 9mm	Attempted Murder, PFDCF, CCDW, Consp	Level 2	\$1,060,000 cash	Edgemoor / Team B	Detentioner Hold
30-24-6672	1/27/2024	1720	22	299 W 29th St	Wilmington	14	OSS	S&W Shield 9mm #JLA1743	PFBPP, PwID, CCDW, Stolen Firearm	No	\$45,000 cash	No	Detentioner Hold
30-24-7352	1/30/2024	1516	22	2800 N Tatnall St	Wilmington	14	CGIC	Taurus G2 9mm (#TJS51783)	PFBPP x2	Level 3	\$20,000 cash	40 Bound	Detentioner Hold
30-24-7352	1/30/2024	1516	23	2800 N Tatnall St	Wilmington	14	CGIC	Taurus G2 9mm (#TJS51783)	CCDW, Providing a Firearm to a Person	No	\$7,500 cash	No	Detentioner Hold
30-24-7807	2/1/2024	1015	38	1500 W 4th St	Wilmington	18	OSS	Taurus G2 9mm (#ADC071711)	PFBPP (Title 16), CCDW, Poss MJ	No	\$4,500 unsecured	No	Released No Supervision
30-24-7603	2/1/2024	1337	47	500 N Clayton St	Wilmington	18	CID	Beretta 9mm (#A181161Z)	Agg Menacing, PFDCF, Reckless Endangering	No	\$87,000 cash	No	Detentioner Hold
30-24-8099	2/12/2024	1149	24	208 W 28th St	Wilmington	14	CGIC/DDCV	FN509 9mm (#GK50118657)	CCDW, PwID	No	\$8,000 unsecured	Team B	Released No Supervision

Preparation and Distribution of the GunStat Agenda

During the second stage of the process, the GunStat coordinator works with analysts to prepare an agenda for the regularly scheduled GunStat meeting. The agenda often focuses on case reviews of recent gun arrests. It is important that the agenda identifies the specific gun cases that will be discussed during the meeting. Additionally, the agenda can be used to identify other points of discussion related to specific issues, challenges, and benchmarks. The agenda is then circulated to all the GunStat agencies, giving them adequate time to prepare for the GunStat meeting.

Figure 5: Wilmington Sample Agenda



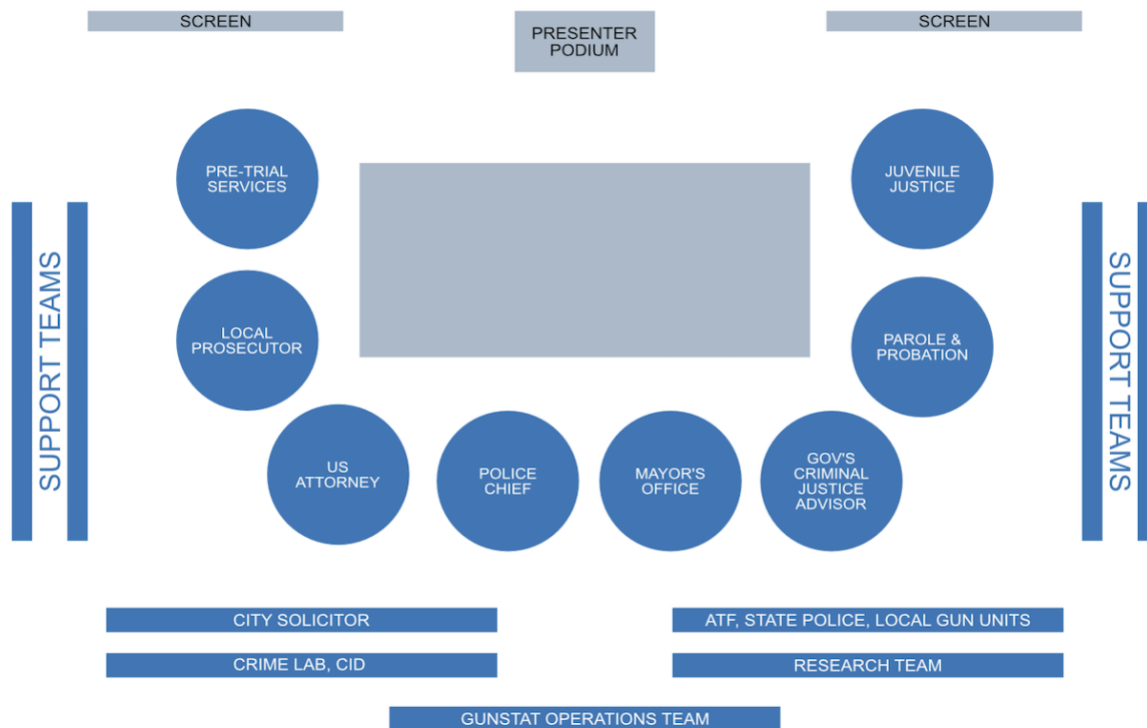
*This sample agenda was provided to the National Policing Institute in 2024. Names of individuals listed above from the city of Wilmington may have changed and are only meant to serve as an example from the field.

The GunStat Meeting

The GunStat meeting is designed to be a roundtable discussion based on the distributed agenda and should be facilitated by the GunStat coordinator. The meeting traditionally focuses on a case review of recent gun arrests, in which participating agencies take the lead by presenting different components of information. The GunStat coordinator may also facilitate discussions related to specific system trends identified in the analysis of the data. These discussions often examine trends related to bail, sentencing, post-conviction monitoring, and recidivism. It is recommended that agency leaders and operational decision-makers attend and participate in the GunStat meetings. The agency leaders' participation adds credibility and urgency to the GunStat process.

It is also critical to schedule GunStat meetings on a regular, recurring basis. Most jurisdictions implement GunStat meetings monthly, on a consistent day and time. Consistency in scheduling GunStat meetings helps participating agencies develop an operational cadence in the review of cases and related data. It also provides an opportunity for GunStat discussions to build upon information shared during previous meetings.

Figure 6: Sample GunStat Meeting Room



Post-Meeting Action Items

Discussions during GunStat meetings often result in the need for specific follow-up actions by the participating agencies. These post-meeting action items may include clarifying or updating information on a specific case or monitoring the progress of an expected case outcome. They may also involve changing or refining internal procedures, training, or policy. Some cities have used GunStat data and discussions to help pursue legislative changes. These post-meeting action items should be assigned to specific individuals within the impacted agency and monitored by the GunStat coordinator. The GunStat coordinator should also add status updates for these follow-up actions to the agenda of the next GunStat meeting.

In Baltimore, a series of GunStat meetings focused on trends in gun cases that resulted in a declination to prosecute. Through analyzing the data, it was determined that many of these cases were related to challenges associated with the collective possession of a particular firearm. In these situations, patrol officers were making arrests after recovering an illegal firearm that was in the collective possession of several people, usually in a vehicle or residence. GunStat discussions focused on strategies to address this issue through improving patrol officers' training. As part of the follow-up process, the prosecutor's office implemented a comprehensive training program on search and seizure guidelines for patrol officers throughout the agency. The training progress was tracked by a manager in the prosecutor's office, who provided regular updates during future GunStat meetings. After implementing the training, additional data analysis revealed a substantial drop in declinations to prosecute gun cases related to collective possession issues.

Using GunStat with Crime Gun Intelligence Centers

Many jurisdictions are currently implementing Crime Gun Intelligence Centers (CGICs), a highly effective program developed by the Bureau of Alcohol, Tobacco, Firearms and Explosives (ATF) and supported by the Bureau of Justice Assistance (BJA). CGICs work to identify perpetrators of gun crime by establishing ballistic links between violent incidents using the National Integrated Ballistic Network (NIBIN). The information generated through the CGIC process also gives criminal justice stakeholders a better understanding of how illegal guns are used and distributed within social networks.³

Important elements of a successful CGIC include collaboration and information sharing between criminal justice partners. The CGIC process involves establishing a 7-step workflow that helps prioritize and share intelligence and evidence generated through ballistic comparisons. As displayed in Figure 7, the fifth step of the workflow includes collaborating with criminal justice stakeholders. Within this fifth step, the GunStat model can be used as the venue and process to help support the development and implementation of a CGIC. Additionally, while CGICs often focus specifically on ballistic links and leads, GunStat offers the opportunity to have broader conversations on trends related to gun cases and gun offenders.

In Wilmington, an ATF-appointed NIBIN coordinator helps manage and facilitate the GunStat process. NIBIN correlations and intelligence information generated in the CGIC process are tracked in GunStat data benchmarks and are included as discussion points during GunStat meetings.

Figure 7: CGIC Workflow



Developing GunStat Benchmarks

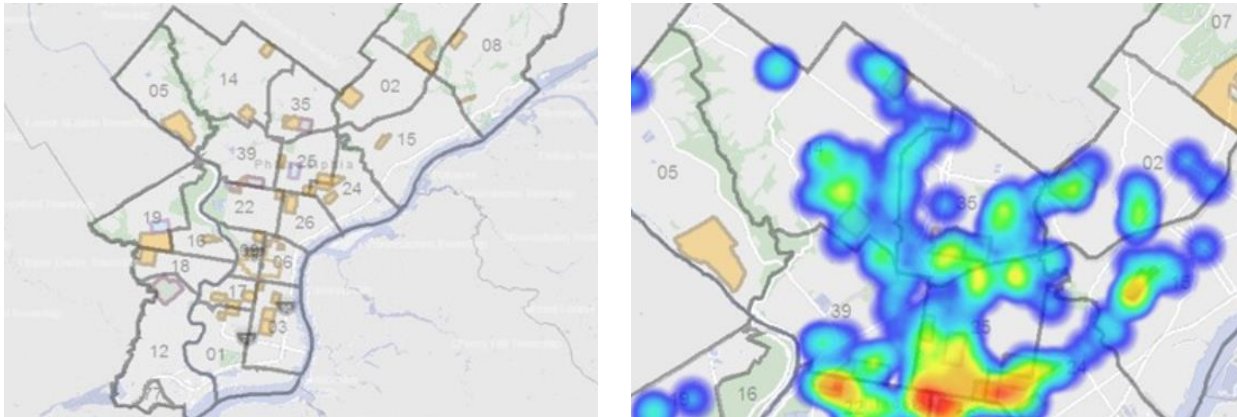
The GunStat model can also be used to develop benchmarks to evaluate and monitor system conditions that impact gun violence. Benchmarks are measurements of data shared between partnering GunStat agencies that can help identify areas of progress—as well as obstacles and challenges—relating to interventions to disrupt gun offenders. The GunStat coordinator should consider identifying and distributing benchmarks to help frame GunStat discussions in collaboration with partnering agencies. While the specific benchmarks used have varied across different cities implementing GunStat, measurements often include:

- Trends related to the number, type, and location of guns recovered by police.
- Incident and density mapping of gun violence within specific neighborhoods.
- Year-to-year and month-to-month comparisons of gun violence and gun cases.
- Clearance and prosecution rates for non-fatal shootings, homicides, and other gun-involved crimes.
- Open warrants for gun-related offenses.
- NIBIN leads and correlations.
- Trends in bail and pre-trial confinement for gun offenders.
- Federal adoption of gun cases.
- Trends related to case outcomes and sentences for gun offenders.
- Post-conviction monitoring of probation and parole outcomes for gun offenders.
- Recidivism rates for gun offenders.

Examples of GunStat Benchmarks

In 2012, Philadelphia implemented a GunStat model that was coordinated jointly by the police department and the district attorney’s office. The program centered on identifying prolific gun offenders in specific neighborhoods. Strategies included the identification of locations with a high incidence of violent crime and the disruption of gun offenders in these locations with enhanced enforcement, intervention, and prevention strategies.⁴ Philadelphia used benchmarks that incorporated mapping and trend analysis of violent crimes, as well as a wide range of data that tracked case outcomes.⁵

Figure 8: Examples of Philadelphia GunStat benchmarks identifying high violence zones and using heat mapping to track trends in violent crime



Building a Successful GunStat Model

When properly implemented, GunStat can enhance communications and collaboration regarding gun offenders and gun cases across criminal justice agencies. The model helps identify and overcome inter-agency obstacles, allowing law enforcement and prosecution to be more focused and strategic. Jurisdictions interested in developing a GunStat process should consider the following implementation steps:

- **Develop a coalition of stakeholders focused on gun offenders.**
- **Identify a GunStat coordinator to manage the process.**
- **Identify core inter-agency data for analysis.**
- **Initiate collaborative monthly GunStat meetings.**
- **Establish benchmarks and realistic goals.**
- **Consider working with a research partner to help evaluate progress and outcomes.**

Additional Resources

The Bureau of Justice Assistance's National Public Safety Partnership Virtual Academy has developed a training module around GunStat. The training session shows participants how to leverage data and collaboration to implement a successful GunStat model. It can be found at: <https://www.nationalpublicsafetypartnership.org/Academy>

Further Resources Include:

- [5 Things You Need to Know About Crime Gun Intelligence Centers](#). National Policing Institute.
- E. T. Sorg. (2015). [An ex post facto evaluation of the Philadelphia GunStat model](#). Temple University.
- [Center for Evidence-Based Crime Policy](#). George Mason University.
- [Center for Gun Violence Solutions](#). Johns Hopkins Bloomberg School of Public Health.
- [Driving Down Gun Violence](#). National Institute of Justice.
- [Focus on Gun Violence: An Evaluation of Denver's CGIC and RAVEN Programs](#). Bureau of Justice Assistance.
- [Investigating Violent Crime. The Prosecutor's Role - Lessons Learned from the Field](#). Bureau of Justice Assistance.
- [Mayors Against Illegal Guns](#). Everytown for Gun Safety.
- [National Crime Gun Intelligence Center Initiative](#). Bureau of Alcohol, Tobacco, Firearms and Explosives and the Bureau of Justice Assistance.
- [NIBIN Toolkit for Prosecutors](#). National Case Closed Project. Ultra Forensic Technology.
- Pierce, G., Lambert, D., Trovato, D., & Gagliardi, P. (2023). [Research on a 15-Year Statewide Program to Generate Enhanced Investigative Leads on Crime Gun Violence](#).
- [Preventing Crime and Violence](#). National Policing Institute.
- [The Proliferation of Ghost Guns: Regulation Gaps and Challenges for Law Enforcement](#). National Policing Institute.

Endnotes

1. Braga, A. A., & Cook, P. J. (2016). The criminal records of gun offenders. *Georgetown Journal of Law and Public Policy*, 14, 1.
<https://heinonline.org/HOL/LandingPage?handle=hein.journals/geojlap14&div=5>
2. Criminal Justice Coordinating Council (2023). 2023 Annual Report. <https://cjcc.dc.gov/page/cjcc-annual-reports>
- Braga, A. A. (2012). High crime places, times, and offenders. In B. C. Welsh, & D. P. Farrington (Eds.), *The Oxford Handbook of Crime Prevention* (pp.316–336). Oxford University Press.
- Cook, P. J., & Pollack, H. A. (2017). Reducing access to guns by violent offenders. *RSF: The Russell Sage Foundation Journal of the Social Sciences*, 3(5), 2–36.
<https://doi.org/10.7758/RSF.2017.3.5.01>
- Falk, Ö., Wallinius, M., Lundström, S., Frisell, T., Anckarsäter, H., & Kerekes, N. (2014). The 1% of the population accountable for 63% of all violent crime convictions. *Social Psychiatry and Psychiatric Epidemiology*, 49, 559–571. <https://doi.org/10.1007/s00127-013-0783-y>
- Kennedy, D. M. (1996). Pulling levers: Chronic offenders, high-crime settings, and a theory of prevention. *Valparaiso University Law Review*, 31, 449.
<https://heinonline.org/HOL/LandingPage?handle=hein.journals/valur31&div=25&id=&page=>
3. Bureau of Justice Assistance. (2024, March 10). Crime Gun Intelligence Centers – Connecting the dots. <https://crimegunintelcenters.org/>
4. Sorg, E. T. (2015). An ex post facto evaluation of the Philadelphia GunStat model [Doctoral dissertation]. Temple University. <https://scholarshare.temple.edu/handle/20.500.12613/3594>
5. McGlynn, C. (2013). Aiming carefully: GunStat. [PowerPoint slides]. SlidePlayer. Philadelphia District Attorney’s Office. <https://slideplayer.com/slide/10448264/>
6. New Jersey State Police (2024, March 11). NJ GUNSTAT. <https://www.nj.gov/njsp/njgunstat/index.shtml>

Appendix A: Author Biography

John Skinner, Ph.D.



Dr. John Skinner is a senior faculty lecturer in the Department of Sociology, Anthropology, and Criminal Justice at Towson University, where he specializes in police policy and evidence-based violence reduction strategies. In addition to his position at the University, Dr. Skinner is a law enforcement technical advisor for the U.S. Department of Justice (DOJ) and has worked with multiple cities as a site liaison within the Police Collaborative Reform, Public Safety Partnership, and Smart Policing initiatives.

Dr. Skinner is the former deputy police commissioner and a 21-year veteran of the Baltimore Police Department. As deputy police commissioner, he was responsible for the day-to-day management and oversight of the agency's Operations Bureau, which included all aspects of the department's criminal investigations and tactical and patrol operations. During his tenure, Dr. Skinner implemented operational crime reduction strategies that led to historic 30-year lows in overall violent crime in Baltimore.

Dr. Skinner was awarded Police Officer of the Year in 2010 by the National Alliance on Mental Illness for his collaborative partnerships in training police officers. In 2009, he was recognized by DOJ for the development of the Patrol Response Survey, an evaluation program that measures the community's perception of police performance. Dr. Skinner was also named "Baltimorean of the Year" by Baltimore Magazine for the creation of the Safe Zone Project, a nationally recognized community stabilization strategy.

Dr. Skinner has a Ph.D. in public policy from the University of Maryland, Baltimore County, and is a graduate of JINSA's international homeland security exchange program with the Israel National Police Force.


Appendix B: Agency Guide for GunStat Meeting Invites

Jurisdictions may use this agency guide in the early stages of GunStat implementation to identify potential partners to include. Organized by agency type, the table provides examples of the wide variety of stakeholders that agencies might consider engaging in their recurring GunStat meetings. Please fill in the names of invited agencies and their associated participant(s) who will be attending in the third column.

Agency Type	Recommended Agencies	Invited Agencies and/or Individuals
Government	<ul style="list-style-type: none"> • Governor’s Office: Agency or department focused on criminal justice policy • Mayor’s Office: Agency or department focused on criminal justice policy 	
Law Enforcement	<ul style="list-style-type: none"> • City/County Police Department or Sheriff’s Office • State Police • Bureau of Alcohol, Tobacco, Firearms and Explosives (ATF) • Representatives from Federal Task Force Teams 	
Prosecution	<ul style="list-style-type: none"> • Local Prosecutor’s Office • United States Attorney’s Office 	
Community Service Agencies	<ul style="list-style-type: none"> • Juvenile Services • Parole and Probation • Pretrial Services • Victim Advocates 	
Other	<ul style="list-style-type: none"> • Local Research Partner • Health Department • Community Prevention and Intervention Programs 	

Appendix C: GunStat Arrest Synopsis

Example provided at the courtesy of the Wilmington, DE Police Department

Date: FR 07/14/23 2000	Location: 799 W. 11 th St.	District: 16	Arresting Unit: Safe Streets	Case #: 30-23-6666
Weapon: S&W SD40VE .40	Serial #: [REDACTED]	29Status: Negative	NIBIN: No	Trace: purchased 10/02/00 by [REDACTED] @ Millers Gun Center (New Castle, DE)
<p>Case Summary: On Friday July 14th at approximately 2000 hours, members of Safe Streets were on proactive patrol in the West Center City area when they observed John Doe 01/01/1998 riding an electric bike westbound on a sidewalk in the 700 block of Wilson St. Officers activated the police vehicle's emergency lights and siren in attempt to stop John Doe, however, he fled from officers on the electric bike. Officers pursued Doe to 5th and Harris Streets where he began to manipulate a fanny pack style bag that was draped over his chest. Fearing he was attempting to produce a firearm, an officer deployed his CEW, causing Doe to drop the bag and fall to the ground. Doe was taken into custody without further incident. Officers quickly recovered the bag and found it to contain a <i>Smith & Wesson .40 caliber handgun</i> as well as 62.3 grams of marijuana. Doe was transported to Wilmington Hospital where he was treated. Doe was transported to Central where he was booked on the firearm charges. Doe was on level 3 probation and a GVI candidate at the time of this arrest. A probation administrative warrant was completed regarding this arrest. It should be noted that Doe was the victim of a shooting one month prior on the east side of the city. Additionally, Doe is known to be a member of "Team A" (MGS).</p>				
<p>Name: John Doe SBI: 00555555 DOB: 01/01/1998 Age: 24 Address: [REDACTED] Gang Affiliation: MGS / Team A Probation: Level 3 Person Prohibited: Yes Employment: Unknown WPD Shooting Victim: 2021 x2 , 2022, 2023</p>				
<p>Offender History: 5 prior Gun Arrests 28 prior Felony Arrests → 3 pending → 6 Convictions 25 prior Misd Arrests → 6 Convictions</p>		<p>Charges: PFBPP x3, CCDW, Possess MJ, Resisting Arrest Bail: \$45,201 secured DOC Status: Detention Hold - HRYCI Prelim Hearing: 07/24/23 Grand Jury True Bill: 02/12/24</p>		
<p>Felony Arrest History / Convictions:</p> <p>11/16/2014 (WPD): PFBPP (Juvenile) / Possession MJ / Criminal Impersonation → pled to CCDW (Juvenile Found Delinquent) – Sentence: Snowden Cottage 12 weeks <i>-pedestrian stop 899 Harris St; found to be in possession of marijuana; search of cellphone revealed a picture of the defendant holding a firearm; consent was given to search his bedroom where officers found (2) live rounds of .380 ammo **NO WEAPON RECOVERED**</i></p> <p>08/25/2015 (WPD): PFBPP x2 / CCDW x2 / Conspiracy 2nd – Nolle Prosequi <i>-E 11th & N Wilson St; MV stop; nvo firearms recovered; Beretta .22 & Ruger LCP .380</i></p> <p>01/01/2016 (WPD): PFBPP x2 / CCDW / Resisting Arrest → pled to (1 count) PFBPP (Juvenile Found Delinquent) – Sentence: 6 months Ferris <i>-1999 N Right St for Shot Spotter alert; John Doe was on scene, fled from officers and was observed discarding a HiPoint .40</i></p> <p>02/03/2017 (New Castle City PD): RSP Over \$1500 – Sentence: 2 years suspended to 6 months partial confinement</p> <p>04/05/2018 (Plummer Center): Escape After Conviction – Sentence: 2 years suspended after serving 4 months</p> <p>08/25/2018 (WPD): PFBPP x2 / CCDW / Receiving Stolen Firearm – Nolle Prosequi (Without Prejudice) <i>-599 Pines St MV stop; Ruger LCP .380 located in the vehicle; firearm reported stolen out of North Carolina</i></p> <p>09/10/2020 (WPD): PFBPP x2 / CCDW / Possess MJ / Resisting Arrest → pled to CCDW – Sentence: 8 years suspended after serving 6 months <i>-699 Left St pedestrian stop on wanted subject; Doe fled on foot and discarded a Rock Island Armory .45 handgun; Doe also found to be in possession of 29.83 grams of marijuana</i></p> <p>07/14/2022 (NCCPD): PWID x2 / Possess CS / Conspiracy 2nd → pled to (1 count) PWID – Sentence: 8 years suspended to 1 year probation <i>-crack cocaine, heroin and marijuana drug investigation</i></p> <p>01/24/2023 (WPD arrest 05/08/23): Burglary 1st / Assault 2nd / Conspiracy 2nd / OT / Criminal Mischief Under – pending <i>-domestic related</i></p>				

GunStat Toolkit

Date:	Location: XX	District: XX	Arresting Unit: XX	Case #: XX
Weapons:	Serial #: XX	29 Status: XX	NIBIN: XX	eTrace: XX
Case Summary: Provide a brief overview of the incident				
Name: XX SBI: XX DOB: XX/XX/XXXX Age: XX Address: XX Gang Affiliation: XX Probation: XX Person Prohibited: Yes/No Employment: XX Shooting Victim: XX			*Insert Suspect Photo*	
Offender History: *List prior arrests and/or convictions			Charges: XX Bail: \$XX DOC Status: XX Prelim Hearing: XX/XX/XXXX Grand Jury: XX/XX/XXXX	
Felony Arrest History/Convictions: *List prior felony convictions, including date, outcome/sentence, brief description				

Appendix D: GunStat Meeting: Sample Agenda

GunStat meetings should be held on a regular, recurring schedule. Most jurisdictions meet monthly, selecting a consistent day and time (e.g., the first Monday of the month at 9:00 AM). Meetings are typically scheduled for 60–90 minutes. This consistency in scheduling helps participating agencies develop an operational cadence for reviewing cases and related data.

Introduction – Opening Remarks

- GunStat Coordinator
- Agency Leaders

Previous Meeting Action Items and Follow-Ups

- The GunStat Coordinator leads a short, facilitated discussion focused on action items from the previous GunStat meeting.

Case Review of Recent Gun Arrests

- Police and prosecutors provide an overview of recent gun arrests. The overview should focus on the circumstances of the arrest, notable information related to the offender, and the prosecution plan for the case.

GunStat Benchmarks

- The GunStat Coordinator leads a facilitated discussion on selected GunStat benchmarks. GunStat benchmarks are measurements of data that can be used to help identify progress or obstacles regarding the intervention of gun offenders. This may include trends related to clearance/prosecution rates, bail, sentencing, post-conviction monitoring, or recidivism. [See GunStat Benchmark Samples for more information and examples.](#)

Closing Remarks

- The GunStat coordinator identifies and assigns post-meeting action items.
- Agency Leaders

It is important that the agenda includes specific information about the cases, action items, and benchmarks that will be discussed during the GunStat meeting. The agenda should be distributed in advance of the meeting, allowing all participating agencies adequate time to prepare internally for the discussions.

Appendix E: GunStat Sample Benchmarks

GunStat Benchmarks are measurements of data shared between partnering agencies that can be used to help identify areas of progress—as well as obstacles and challenges—in the successful intervention of gun offenders. Below are sample benchmarks used by some agencies that have implemented a GunStat model.

Philadelphia, Pennsylvania: In 2012, Philadelphia implemented a GunStat model that was coordinated jointly by the police department and the district attorney’s office. The program centered on identifying prolific gun offenders in specific neighborhoods. Strategies included the identification of locations with a high incidence of violent crime and the disruption of gun offenders in these locations with enhanced enforcement, intervention, and prevention strategies.⁴ Philadelphia used benchmarks that incorporated mapping and trend analysis of violent crimes, as well as a wide range of data that tracked case outcomes.⁵

Figure 8: Examples of Philadelphia GunStat benchmarks identifying high violence zones and using heat mapping to track trends in violent crime

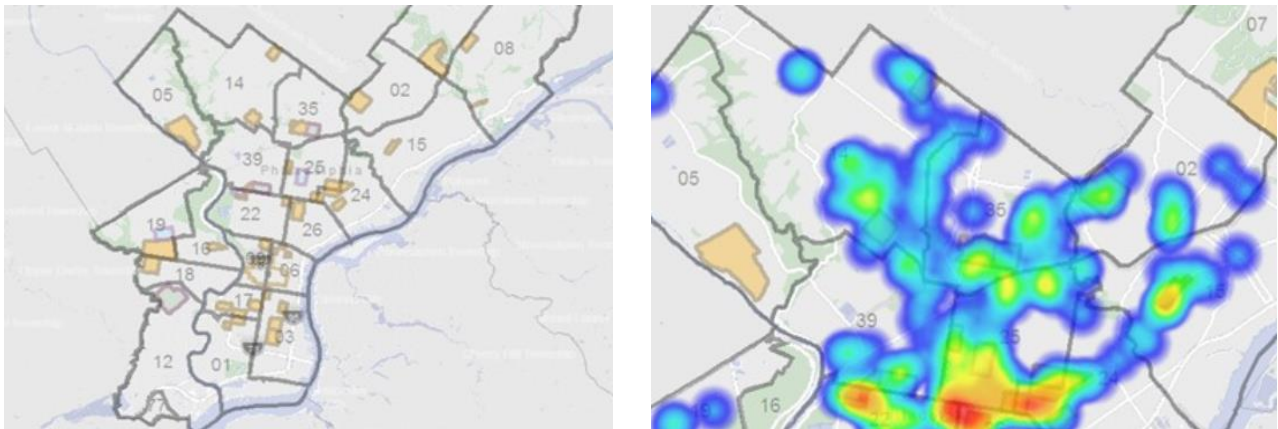


Figure 9: Examples of Philadelphia benchmarks also included tracking gun crimes and conviction rates in GunStat locations



Wilmington, Delaware: The Wilmington GunStat process uses a variety of benchmarks to monitor and evaluate the dispositions in gun cases. The benchmarks are distributed to all GunStat agencies in an outcome spreadsheet.

Figure 10: Example of Wilmington outcome benchmarks for gun cases

	2023		2022		2021		2020		2019		2018	
	#	%	#	%	#	%	#	%	#	%	#	%
Gun Cases	207		304		294		308		175		175	
Federal	3	1%	7	2%	12	4%	17	6%	5	3%	1	1%
Less than 1 year confinement	48	23%	147	48%	154	52%	170	55%	101	58%	96	55%
1 year confinement	0	0%	12	4%	6	2%	13	4%	4	2%	6	3%
2 years	2	1%	7	2%	5	2%	11	4%	1	1%	0	0%
3 years	1	0%	9	3%	10	3%	9	3%	12	7%	1	1%
4 years	0	0%	2	1%	1	0%	2	1%	3	2%	2	1%
5 years	2	1%	11	4%	19	6%	24	8%	10	6%	14	8%
6 years	1	0%	0	0%	2	1%	0	0%	0	0%	0	0%
7 years	0	0%	2	1%	0	0%	3	1%	3	2%	2	1%
8 years	0	0%	0	0%	4	1%	1	0%	1	1%	3	2%
9 years	0	0%	0	0%	0	0%	0	0%	0	0%	1	1%
10 years	1	0%	4	1%	2	1%	7	2%	5	3%	5	3%
10+ years	0	0%	1	0%	6	2%	5	2%	3	2%	7	4%
pending	126	61%	32	11%	13	4%	4	1%	1	1%	0	0%
unknown	0	0%	0	0%	0	0%	0	0%	0	0%	0	0%
Nolle Pros or Dismissed	29	14%	62	20%	63	21%	57	19%	27	15%	33	19%
Not Guilty	0	0%	3	1%	5	2%	4	1%	1	1%	4	2%
Deceased	0	0%	0	0%	2	1%	5	2%	1	1%	1	1%
CCDI (or other misd)	12	6%	51	17%	44	15%	43	14%	27	15%	21	12%
CCDW	27	13%	62	20%	72	24%	56	18%	44	25%	43	25%
PFBPP	10	5%	58	19%	49	17%	79	26%	42	24%	49	28%
PFDCF	2	1%	8	3%	10	3%	14	5%	10	6%	10	6%
Assault (Felony)	0	0%	1	0%	2	1%	2	1%	2	1%	3	2%
Robbery (Felony)	0	0%	0	0%	1	0%	3	1%	1	1%	0	0%
PWID	1	0%	5	2%	8	3%	7	2%	5	3%	4	2%
Other Felony	5	2%	16	5%	9	3%	13	4%	9	5%	7	4%

Baltimore, Maryland: Baltimore’s GunStat program used various benchmarks to capture system conditions for gun cases. These benchmarks included measurements related to clearance rates, bail, case disposition, and post-conviction monitoring.

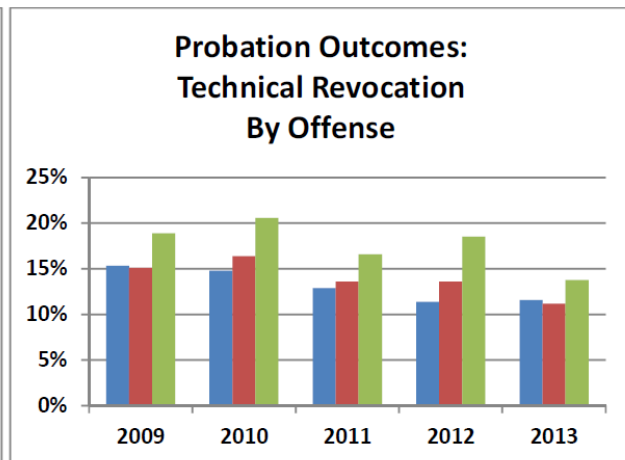
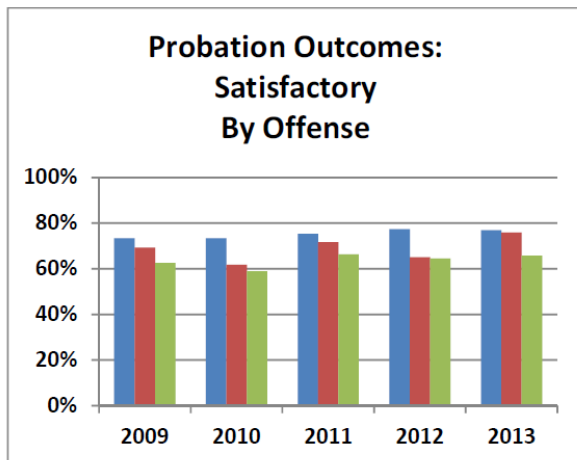
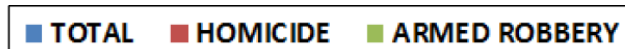
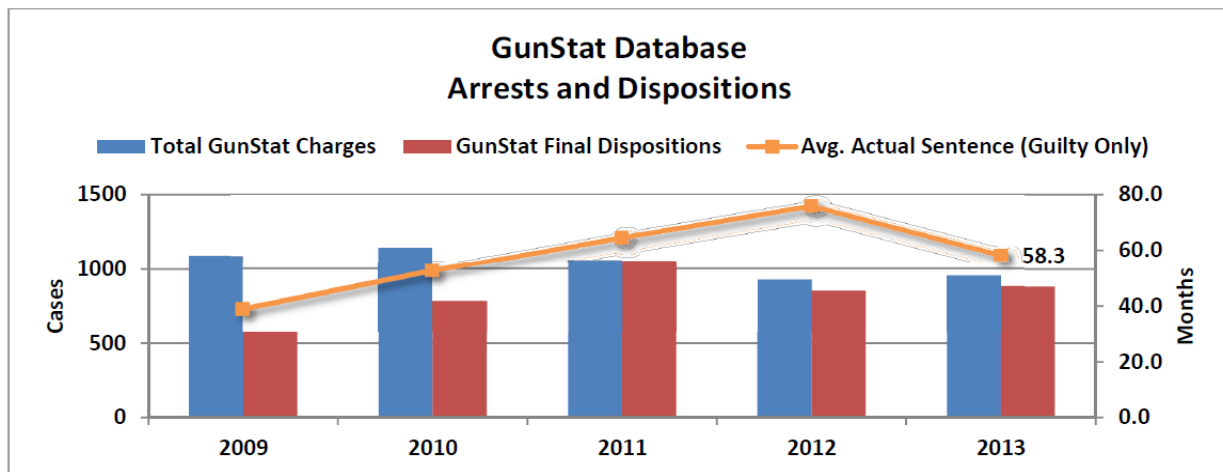
Figure 11: Examples of Baltimore GunStat benchmarks

District	YTD HOMICIDES Occurring In:		Clearance Count: YTD Cases Cleared In & Occurring In:		YTD Cases Cleared In: (But Occurred Prior To)		Combined Clearance Count: YTD Total Of All Cases Cleared During:		YTD Cases Still Open For:		Combined Clearance Rate % of All Cases Cleared .vs. YTD Cases Occurred	
	2014	2013	2014	2013	2014	2013	2014	2013	2014	2013	2014	2013
CD	1	2	0	0	1	1	1	1	1	2	100.0%	50.0%
SED	3	1	3	0	0	1	3	1	0	1	100.0%	100.0%
ED	2	1	0	1	2	1	2	2	2	0	100.0%	200.0%
NED	4	3	0	1	0	0	0	1	4	2	0.0%	33.3%
ND	4	2	1	1	0	1	1	2	3	1	25.0%	100.0%
NWD	5	2	1	0	1	0	2	0	4	2	40.0%	0.0%
WD	3	5	0	2	1	0	1	2	3	3	33.3%	40.0%
SWD	5	4	1	1	0	1	1	2	4	3	20.0%	50.0%
SD	2	1	0	0	1	0	1	0	2	1	50.0%	0.0%
Total	29	21	6	6	6	5	12	11	23	15	41.4%	52.4%

District	YTD SHOOTINGS Occurring In:		Clearance Count: YTD Cases Cleared In & Occurring In:		YTD Cases Cleared In: (Occurring in Previous Yrs)		Combined Clearance Count: YTD Total Of All Cases Cleared During:		YTD Cases Still Open For:		YTD Non Fatal Shootings Occurring w/Homicides In:		Combined Clearance Rate % of All Cases Cleared .vs. YTD Cases Occurred	
	2014	2013	2014	2013	2014	2013	2014	2013	2014	2013	2014	2013	2014	2013
CD	3	3	0	0	3	2	3	2	3	3	0	0	100.0%	66.7%
SED	4	2	1	0	1	0	2	0	3	2	0	1	50.0%	0.0%
ED	2	7	0	2	0	2	0	4	2	5	0	0	0.0%	57.1%
NED	10	7	3	5	0	4	3	9	7	2	0	0	30.0%	128.6%
ND	0	1	0	0	0	3	0	3	0	1	0	0	0.0%	300.0%
NWD	3	6	2	2	8	1	10	3	1	4	1	2	333.3%	50.0%
WD	6	7	3	6	2	1	5	7	3	1	0	2	83.3%	100.0%
SWD	7	2	1	1	0	1	1	2	6	1	1	2	14.3%	100.0%
SD	1	6	0	3	2	1	2	4	1	3	0	0	200.0%	66.7%
Total	36	41	10	19	16	15	26	34	26	22	2	7	72.2%	82.9%

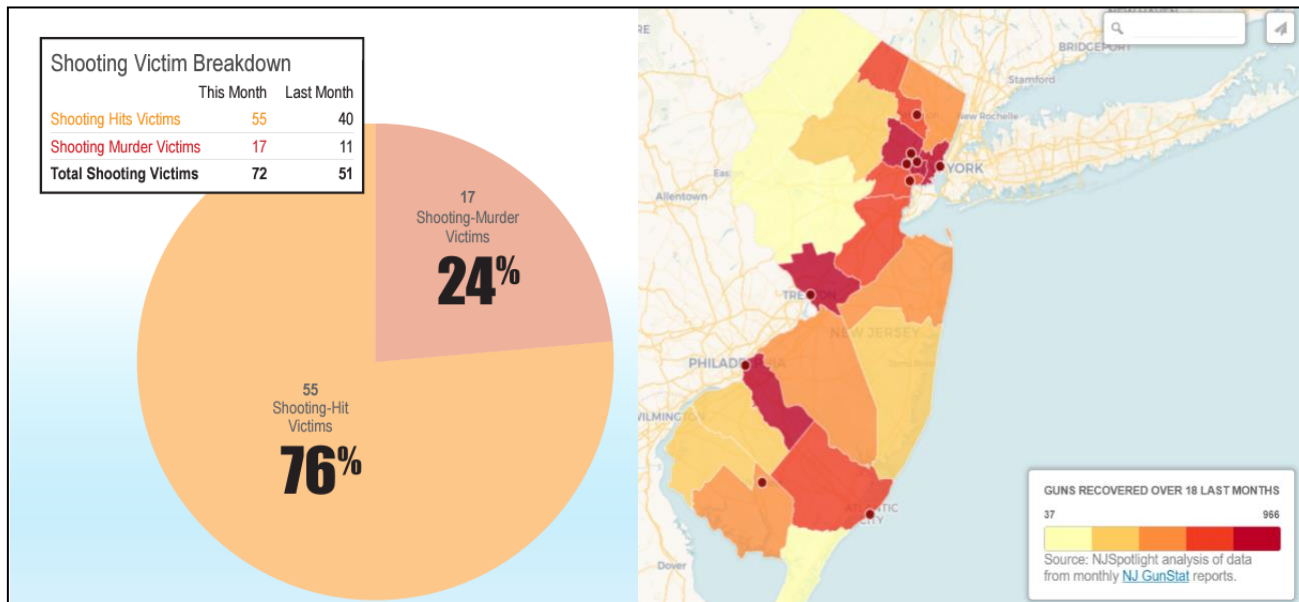
GunStat Bail Levels (After Judge Review)					
Source: GunStat Database					
Year	2009	2010	2011	2012	2013
% with Some Level of Bail	41%	31%	35%	28%	35%
Total w/ Some Level of Bail	444	359	368	257	334
Less than \$5,000	7%	1%	1%	0%	2%
\$5,000 to \$10,000	3%	2%	2%	2%	1%
\$10,000 to \$50,000	15%	11%	10%	16%	10%
\$50,000 to \$100,000	15%	17%	13%	15%	10%
\$100,000+	60%	69%	74%	67%	78%

Circuit Court Case Final Dispositions						
Year	2009	2010	2011	2012	2013	Grand Total
Total Circuit Court Charges	581	782	1055	852	881	4151
Acquitted	0.52%	0.90%	0.28%	0.70%	0.68%	0.60%
Dismissed	0.17%	0.13%	0.47%	0.35%	0.34%	0.31%
Guilty	51.81%	56.14%	54.88%	62.21%	60.16%	57.31%
NCR	0.00%	0.51%	0.09%	0.47%	0.00%	0.22%
Nol Pros	29.09%	26.09%	27.87%	22.07%	25.54%	26.02%
Not Guilty	5.34%	4.86%	5.02%	5.75%	6.02%	5.40%
PBJ	5.34%	2.56%	1.80%	2.58%	3.29%	2.91%
STET	7.75%	8.82%	9.57%	5.87%	3.97%	7.23%
Total	100.00%	100.00%	100.00%	100.00%	100.00%	100.00%



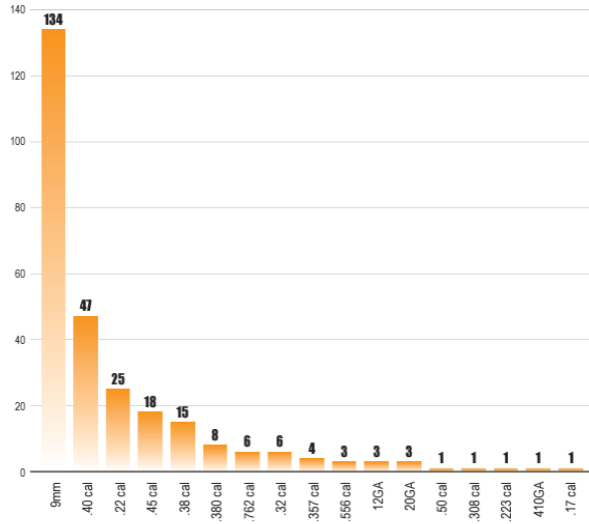
New Jersey: In 2018, the state of New Jersey began using a GunStat process to track and examine trends in gun violence statewide. The process is managed in partnership with the Governor’s Department of Law and Public Safety and the New Jersey State Police (NJSP). Benchmarks include monthly reports that analyze the number and types of guns recovered in counties and cities within the state, along with detailed information on individuals arrested for gun crimes. Quarterly GunStat reports are made available to the public on a website managed by NJSP.⁶

Figure 12: Examples of New Jersey GunStat benchmarks include tracking and mapping of gun cases in the state and analysis of guns recovered by police



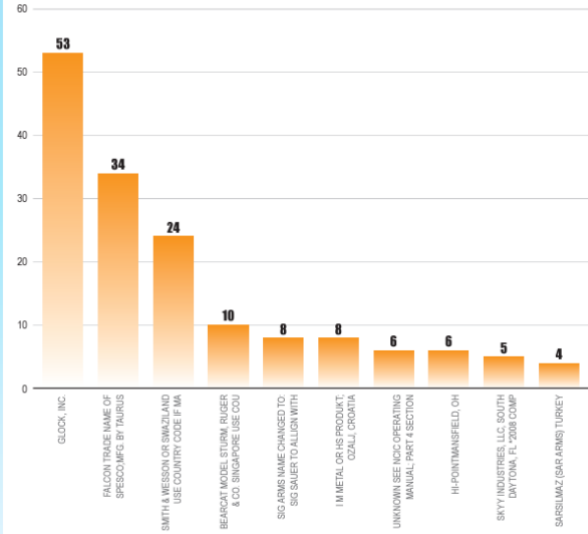
NJGUNStat Report

Weapon Breakdown by Caliber



NJGUNStat Report

Weapon Breakdown by Manufacturer



Appendix F: Checklist for Building a Successful GunStat Process

GunStat enhances communication and collaboration regarding gun offenders and gun cases across criminal justice agencies. Jurisdictions interested in developing a GunStat process should implement the following steps:

- Develop a coalition of stakeholders focused on gun offenders.
- Identify a GunStat coordinator to manage the process.
- Identify core inter-agency data for analysis.
- Initiate collaborative monthly GunStat meetings.
- Establish benchmarks and realistic goals.
- Consider working with a research partner to help evaluate progress.

Start simple, with readily available data, and grow in complexity over time.



**National
Policing
Institute**

policinginstitute.org

2550 S Clark Street, Suite 1130
Arlington, VA, 22202